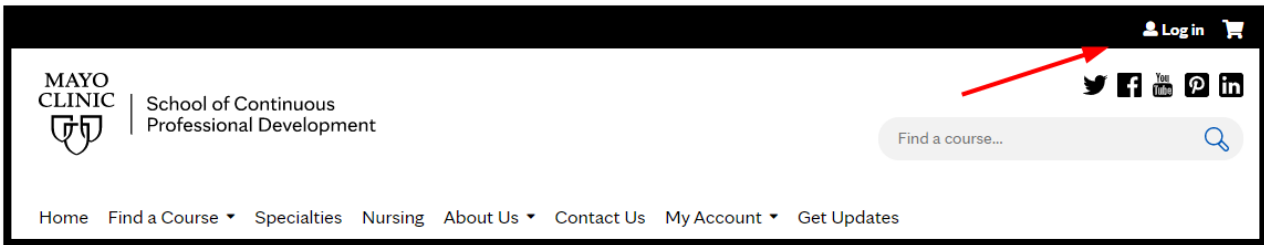
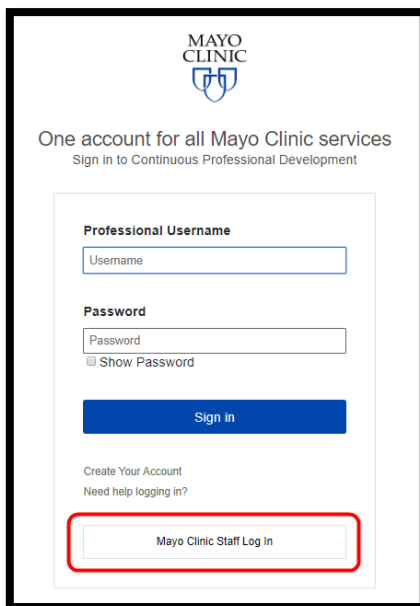


Professional Account Creation

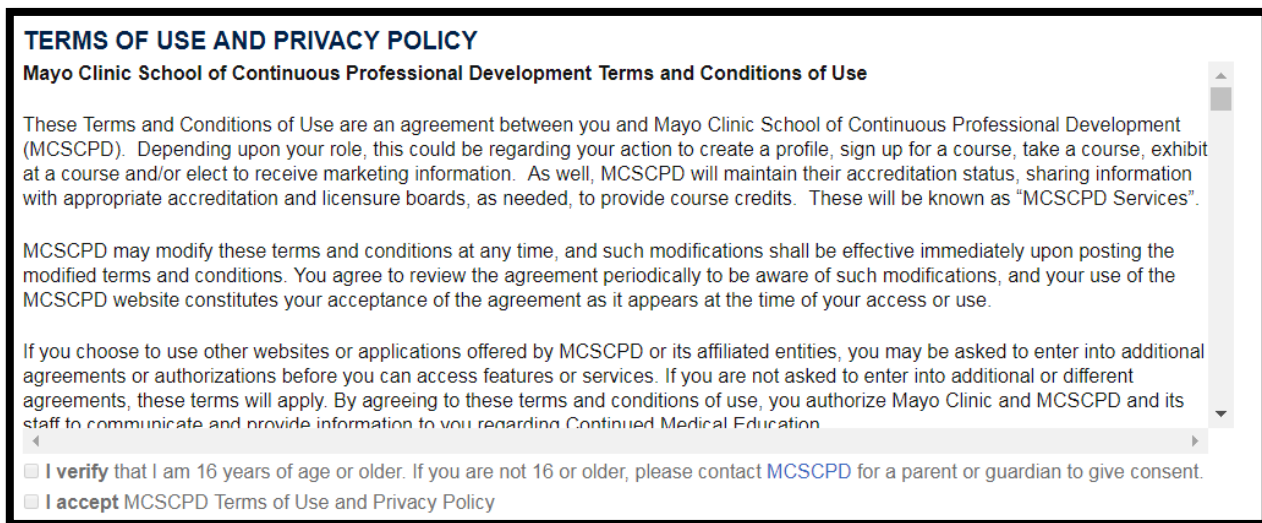
1. Go to <https://ce.mayo.edu/>
2. Click **Login**



3. Click **Mayo Clinic Staff Log In**



4. You will need to accept the Terms of Use and Privacy policy and verify that you are over 16 years old.



Review all of the fields and update as needed

The following fields are required to complete your profile and have not been auto populated

PREFIX (Mr. Dr. Ms. Mrs. or Miss)

ARE YOU EMPLOYED BY AN ORGANIZATION THAT IS PART OF THE MAYO CLINIC CARE NETWORK (MCCN)?

(Auto Populated with No)

DO YOU WANT TO ADD A SECONDARY ADDRESS (Yes or No)

SPECIAL NEEDS (Select **None** if none apply)

ENROLLMENT TYPE – select the one that is most appropriate for you

DO YOU HOLD A MEDICAL DOCTOR FLORIDA LICENSE NUMBER (Yes or No)

Primary Address in Your Profile

In your profile many of the fields are auto populated with data from the Mayo Person Database. Home address is defaulted in the address fields. If you wish to continue to receive MSCPD brochures informing you of upcoming events and courses, leave your primary address as your home address.



5. Click **Save**
6. **Congratulations!** You have completed your professional profile, but you are not quite done yet!
7. **Add your Mobile Phone Number** this will allow you to track conference attendance via text at department conferences when CME credit is offered.
8. Click on the **Mobile** tab, enter your 10-digit mobile number and click **CONFIRM NUMBER**. You will receive a confirmation code via text on your phone. Come back to your profile, click on **Mobile** , enter the code and click **CONFIRM NUMBER**

For technical support contact Education Technology Center (ETC) priority line (507) 266-9087 or 77-6-9087.